

Vocabulary Grab Bag for Newcomers

Vocabulary grab bag is a way to review key vocabulary and concepts, as well as ensuring that everyone is participating. The activity allows teachers to differentiate and scaffold instruction in order to allow newcomers to gain familiarity with high frequency vocabulary.
















Directions:

1. Make sets of cards with content vocabulary or key concepts. There is only one per each card.
2. Have students get in groups of four and give each group a set of cards in an envelope, paper sack, or plastic baggy.
3. Have students number off within each group.
4. Assign roles: 1=picker, 2=reader, 3=expert, 4=coach
5. Have students answer a questions within those roles:
 - **Person 1** reaches in, takes out a vocabulary card
 - **Person 2** reads the word or concept aloud. If using pictures as the stimuli on the card, Person 2 looks at the picture and names the item or situation depicted.
 - **Person 3** either defines the word/concept or uses the word/concept in a sentence.
 - **Person 4** confirms or coaches (for right/wrong answers) and then praises or paraphrases (for higher level questions) and then praises.
6. Have students continue in this manner, switching roles with every question.
 - **Grouping differences:** If the teacher is using groups of three students – combine Person 1 & 2 into a single role. If the teacher is using groups of five students, then the roles shift a little with Person 1 reaching in and choosing, Person 2 reading and identifying, Person 3 defines the word, Peron 4 uses it in a sentence, and Person 5 confirms and coaches.
 - **Scaffolds & Supports:** Teachers may allow students to use their notes, bilingual glossaries, bilingual or picture dictionaries, translation programs, or native language support within the group members.



Sample Cards

Places in School – Differentiated Levels

| | | | | |
|---|---|--|--|--|
|  a classroom |  the music room |  the library |  the science lab |  the playground |
|  the art room |  restroom | Bus Stop  | Nurse's Office  |  Auditorium |
|  Teacher | Black board  | Cafeteria  |  Gym | Main Office  |

| | | | | |
|-----------|------------|-----------|----------------|-------------|
| Classroom | Music Room | Library | Science Lab | Playground |
| Art Room | Restroom | Bus Stop | Nurse's Office | Auditorium |
| Teacher | Blackboard | Cafeteria | Gym | Main Office |