

**CALSolutions**  
PreK-12 ELL Education

## Seven Principles of Effective Online Instruction for English Learners

JNCL-NCLIS Language Advocacy Days 2021

**February 5, 2021**

**CAL Facilitator**  
Annie Duguay  
[aduguay@cal.org](mailto:aduguay@cal.org)  
@CAL\_LangLit

**CAL** CENTER FOR APPLIED LINGUISTICS

1

### Participation in Today's Workshop

- Make sure you are set up for **computer audio**, so you can best hear.
- Enter your questions and comments in the **Chat Box**.
- There may be times we open up the microphone for discussions, but until then, please keep your microphones on **mute**.





**CALSolutions**  
PreK-12 ELL Education

© 2021 Center for Applied Linguistics

2

### Agenda


- Overview of CAL's Seven Principles of Effective Instruction
- Online learning for English learners
- Meeting CAL's principles through online instruction
- Wrap-up



**CALSolutions**  
PreK-12 ELL Education

© 2021 Center for Applied Linguistics

3



### The Seven Principles of Effective Instruction


**CALSolutions**  
PreK-12 ELL Education

© 2021 Center for Applied Linguistics

4

### Principles: Jamboard Shuffle

- Follow the link to the [Jamboard](#).
- Read 1-2 of the principles.
- Using the sticky notes or drawing tools, add how these principles are being met in your school.



Read more: <https://www.cal.org/resource-center/publications-products/seven-principles-ell>


**CALSolutions**  
PreK-12 ELL Education

© 2021 Center for Applied Linguistics

5

### Debrief: Jamboard Shuffle

- How was this activity beneficial to multi-lingual learners?
- How could you modify the activity to meet the needs of students in your settings?



**CALSolutions**  
PreK-12 ELL Education

© 2021 Center for Applied Linguistics

6

## Online Learning for ELs

Educational technology can:

- Offer multi-modal means of presenting information.
- Offer important supports to assist students to more fully participant in learning activities.
- Offer instruction that is differentiated to the English learner's level of proficiency and academic learning needs



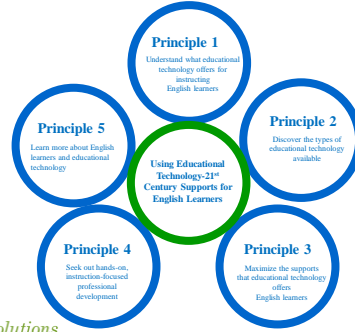
U.S. Department of Education. (2018). National Study of English Learners and Digital Learning Resources. Educator Toolkit: Using Educational Technology-21<sup>st</sup> Century Supports for English Learners. Washington, D.C.



© 2021 Center for Applied Linguistics

7

## Guiding Principles



© 2021 Center for Applied Linguistics

U.S. Department of Education. (2018).

8

## Digital Learning Resources for English Learners

### Digital Academic Content Tools

- offer academic content resources or engage students in activities to learn academic content or skills including language and literacy content and skills;
- examples: tutorial on a new math skill, a simulation of a physics concept, visual resources such as a short video that describes a geographic formation.

U.S. Department of Education. (2018).



Can you name a digital academic content tool?

9

## Digital Learning Resources for English Learners

### Digital Productivity Tools

- resources to help students plan, document, organize, and analyze content; these tools don't contain academic content
- examples: a slide presentation tool, a timeline tool, or a concept-mapping tool.

U.S. Department of Education. (2018). National Study of English Learners and Digital Learning Resources. Educator Toolkit: Using Educational Technology-21<sup>st</sup> Century Supports for English Learners. Washington, D.C.



Can you name a digital productivity tool?

10

## Digital Learning Resources for English Learners

### Digital Communication Tools

- offer resources students can use to communicate, collaborate, network, or share information; these tools don't contain academic content.
- examples: document-sharing tools to support joint work, or a journal or blog tool.

U.S. Department of Education. (2018)




Can you name a digital communication tool?

11

## Digital learning Resources

Reflect on how you might use a digital tool as part of your lesson plans to help English learners- as well as other students- meet their learning goals.



In the chatbox, share some of the digital tools you currently use to benefit multi-lingual learners?



© 2021 Center for Applied Linguistics

12

## Seven Principles of Instruction

### Principle 1

- Teachers learn about, value, and build on the languages, experiences, knowledge, and interests of each student to affirm each student's identity and to bridge to new learning.



13

## Name Tents

- Go to Google slides.
- Add your name and grade to the slide.
- Add any hobbies or about your background—feel free to be creative.
- You will use the slide to make introductions.



If you have already made your name tent, add any information, peruse the slides, and add comments to your classmates' slides.

Note: there are directions on slide 2 of the slide deck.

14

## Introductions

- You will move into breakout rooms of 3.
- Have someone share their screen and find the name tents for each individual as you share out.
- Each participant will have 1-2 minutes to share out.



15

## Name Tents & Find Someone Who



Find someone who...

16

## Let's Have Some Fun

- Have your screen captain move your piece forward.
- If you land on one of the pictures, click on the information button (i) for a treat or a trick, and follow the instructions.
- The first one to reach the end, wins.



17

## Seven Principles of Instruction

### Principle 2

- Teachers use multiple tools and sources of information to continually learn about and observe student performance, using the knowledge gained to inform teaching.



18

## Observing Student Performance

- In some ways, online tools allow us to view students understanding in real time as they produce content in collaborative tools.



- Example:

- [The Frayer Model & Concept Definition Maps](#)



© 2021 Center for Applied Linguistics



19

## Google Forms: Tickets Out



- Please complete the ticket out.



© 2021 Center for Applied Linguistics

20

20

## Seven Principles of Instruction

### Principle 3

- Teachers involve every student in authentic, challenging, and engaging academic experiences, including tasks that prompt them to use critical thinking skills that relate to their experiences.



© 2021 Center for Applied Linguistics

21

## Opportunities for Authenticity

- Have students create podcasts, commercials, songs, etc. using online tools.
- Have students connect topics to home objects and materials.
- Have students share or tap into bilingual resources in the home.



© 2021 Center for Applied Linguistics

22

22

## One Example – Timeline

- Timeline is an activity in which students are given signs that represent either steps in a cycle or historic events.
- Holding the signs, the students arrange themselves in the order that the events or steps happen.



Let's give it a try!



© 2021 Center for Applied Linguistics

23

## Let's Try: History of Vending Machines

- One person should share their screen with the following link.
- With the help of your group, figure out the timeline of vending machines.



© 2021 Center for Applied Linguistics

24

## TTB Simulation: Anticipation Guide



1. Codes are important in war time because the military needs to communicate through secret messages.
2. **The Navajo code talkers were a group of soldiers from Hawaii.**
3. These Navajo soldiers are most famous for their excellent shooting skills.
4. **The Navajo code talkers received many honors right after World War II when they returned home to the U.S.**



## Seven Principles of Instruction

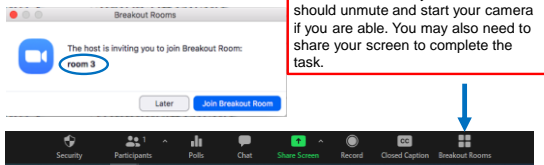
### Principle 4

- Teachers plan for and develop all four language domains (listening, speaking, reading, and writing) through meaningful, task-based content instruction.




## Breakout Rooms

- We will move you into breakout rooms.
- A small window will appear with your breakout room.
- You may need to notice what number you are.
- If the window disappears, click on the breakout room icon on your toolbar.



## Now You Try It: Digital Talking Chips

- In Breakout rooms, discuss the different documents you uncovered.
- Take turn placing your chip to the center of the mat each time you share.
- You can speak in any order, but you cannot share a second time until everyone has share one time.
- When all the chips have been used, place the chips back to the starting position and continue the discussion



## Seven Principles of Instruction

### Principle 6

- Teachers scaffold instruction so that every student is able to participate in academically challenging, grade-level content instruction while developing academic language and literacy.



## Let's Try: History of Vending Machines

- One person should share their screen with the following link.
- With the help of your group, figure out the timeline of vending machines.



### Visual Puzzle

Pick a number, 1-6 and solve the puzzle. Make a prediction about the subject of the text.

Puzzle #	Link
1	<a href="https://im-a-puzzle.com/look_i_m_a_puzzle_54ZiVPXp.puzzle">https://im-a-puzzle.com/look_i_m_a_puzzle_54ZiVPXp.puzzle</a>
2	<a href="https://im-a-puzzle.com/look_i_m_a_puzzle_5Fcn6oeG.puzzle">https://im-a-puzzle.com/look_i_m_a_puzzle_5Fcn6oeG.puzzle</a>
3	<a href="https://im-a-puzzle.com/look_i_m_a_puzzle_6ADe4Qa1.puzzle">https://im-a-puzzle.com/look_i_m_a_puzzle_6ADe4Qa1.puzzle</a>
4	<a href="https://im-a-puzzle.com/look_i_m_a_puzzle_76EZTv8.puzzle">https://im-a-puzzle.com/look_i_m_a_puzzle_76EZTv8.puzzle</a>
5	<a href="https://im-a-puzzle.com/look_i_m_a_puzzle_68XpFm3.puzzle">https://im-a-puzzle.com/look_i_m_a_puzzle_68XpFm3.puzzle</a>
6	<a href="https://im-a-puzzle.com/look_i_m_a_puzzle_7jvz6slU.puzzle">https://im-a-puzzle.com/look_i_m_a_puzzle_7jvz6slU.puzzle</a>



© 2021 Center for Applied Linguistics



31

### Teach the Text BACKWARDS (TTB) Simulation



© 2021 Center for Applied Linguistics

32

32

### Sentence Generator

- Spin the wheel.
- Determine if the sentence is correct.
- Change one of the nouns or senses.
- Write the sentences.



© 2021 Center for Applied Linguistics

33

33

### Word Generator - Prefix



© 2021 Center for Applied Linguistics

34

34

### Word Generator - Suffix



The Slippery Suffix -er

© 2021 Center for Applied Linguistics

35

35

### Word Generators: Word Wall

- Prefix re-:
  - <https://wordwall.net/resource/6929635>
- Suffix -er:
  - <https://wordwall.net/resource/6929414>



Word Generator -Suffix  
Random wheel

Word Generator prefix re-  
Random wheel



© 2021 Center for Applied Linguistics

36

36

## Seven Principles of Instruction

### Principle 7

- Teachers engage and communicate with all stakeholders of student success, especially with students' families and communities.

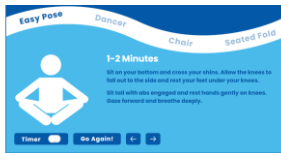


## Engaging with Parents Virtually

- Seesaw and other platforms have parent engagement tools with translation.
- Inviting parents to be "Zoom Room Parents" with assigned roles (attendance, moderating chats, adding links, pressing record, etc.)
- Encouraging multi-lingual home activities by asking students to interview family members, read or play games in L1, or analyze when each language is used and for what purpose.

## Stakeholders of Student Success

- ...includes the students themselves.
- Note opportunities for promoting social-emotional and physical health as well as academic and linguistic.
- Two resources for healthy brain breaks:
  - <https://fit.sanfordhealth.org/resources/fitflow-activity>
  - <https://fit.sanfordhealth.org/resources/fitboost-activity>



## Thank You



For a free download of the CAL Brief, Seven Principles of Effective Instruction for English Learners, visit:  
<https://www.cal.org/resource-center/publications-products/seven-principles-el>

Questions?  
[aduguay@cal.org](mailto:aduguay@cal.org)

